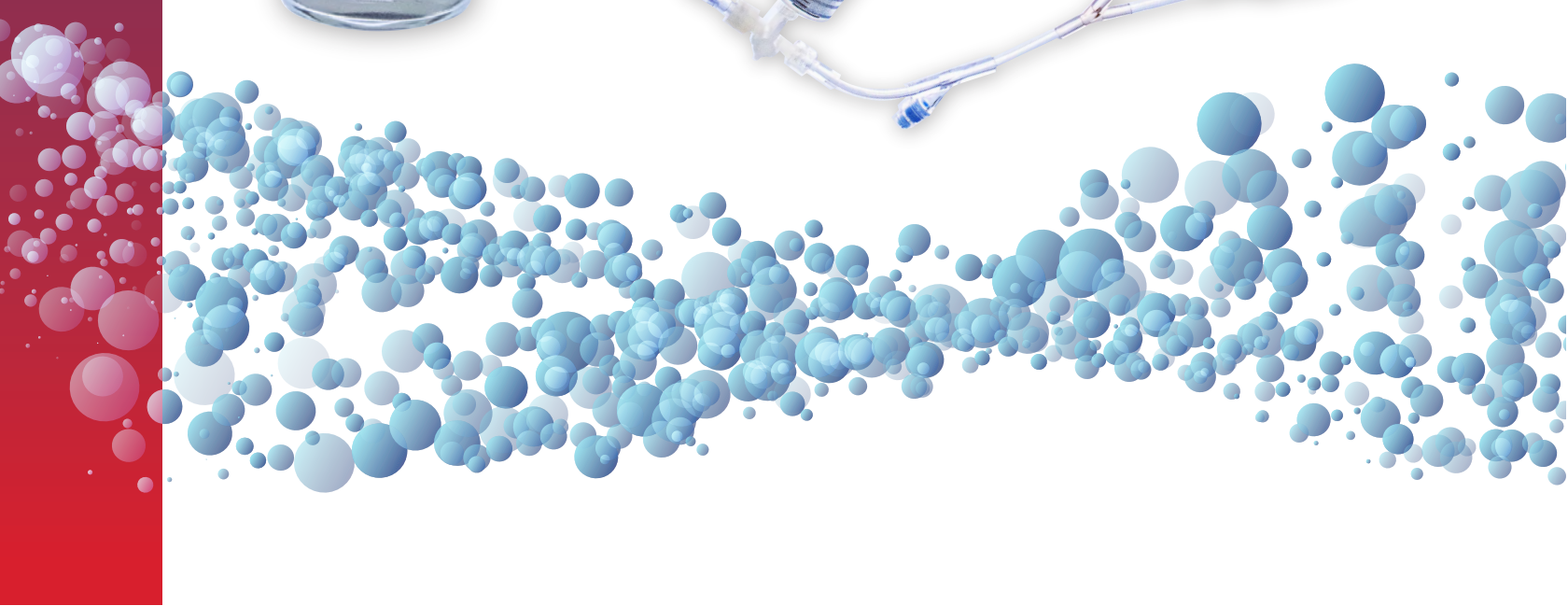


OriGen[®]

BIOMEDICAL

ACCESSORY CATALOG



The OriGen Biomedical® Accessory Sets are intended to be used for fluid transfer.



Why Choose OriGen Biomedical?

QUALITY COMMITMENT

Product quality is the foundation of all product design at OriGen, and each product is produced with the intention to improve patient health. A Certificate of Conformance (CoC) is included with each Accessory Set. OriGen is certified to ISO 13485 and MDSAP, and is regularly inspected by the FDA, ISO-certification organizations, and our customers. We maintain worldwide certifications to cGMPs, and our products are registered with regulatory agencies across the world.

CUSTOMER COMMITMENT

OriGen is not just another supplier; we are a partner committed to providing our customers with solutions tailored to their specific needs. As an OriGen customer, you can be sure that attention to detail has gone into every product with the OriGen label.

USER-INSPIRED DESIGN COMMITMENT

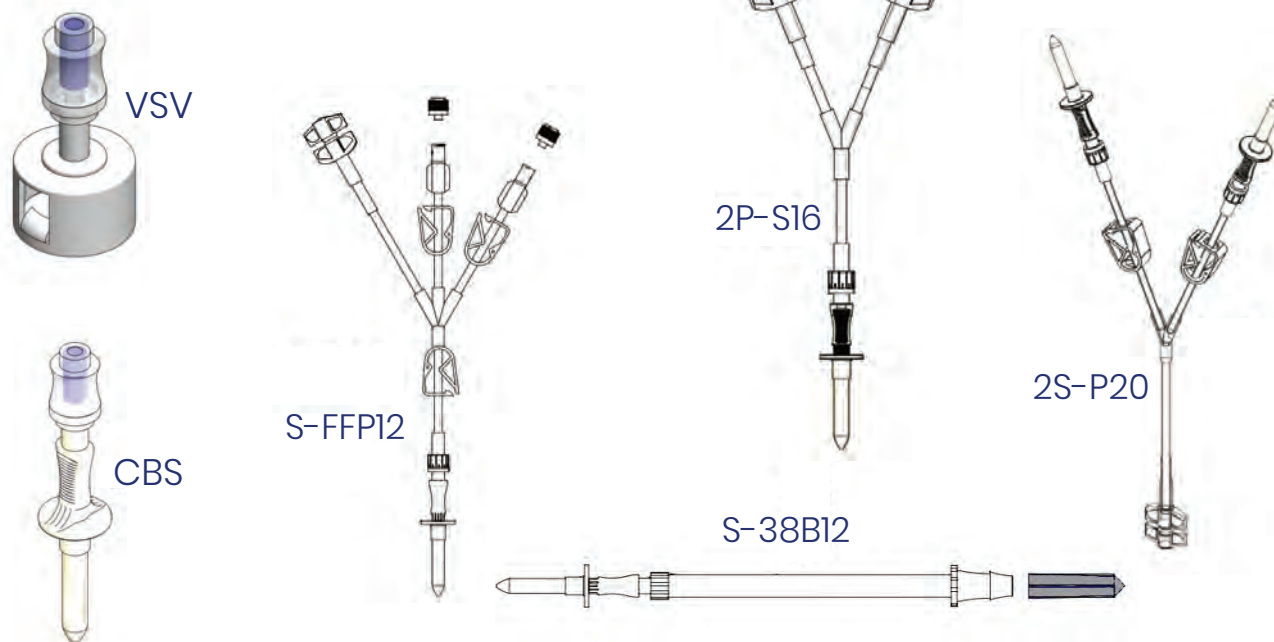
OriGen Biomedical is able to develop unique products that meet the requirements of your application. As part of our commitment to provide user-inspired products, cell processing professionals can work with OriGen to develop a unique solution through our Custom Product Development Process. Product configurations which include different connectors and cap materials, multi-port connections, SCD tube sets and more are available. Let OriGen know how we can help improve productivity. Minimum order quantities apply.

ORDERING INFORMATION

Sterile and individually pouched, for single use only. To place an online order, please fill out [this form](#).

- This catalog contains both stock and special order products.
- The symbol (*) appears throughout the catalog and indicates the fluid path of the product can be exposed to 100% DMSO solution for at least 24 hours without showing signs of degradation or visible product changes.
- Drawings are not to scale and tubing lengths may be shortened to better highlight component detail.

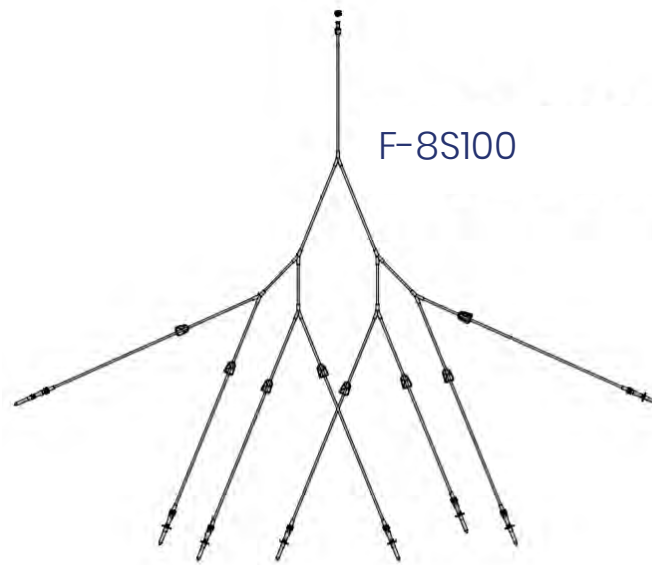
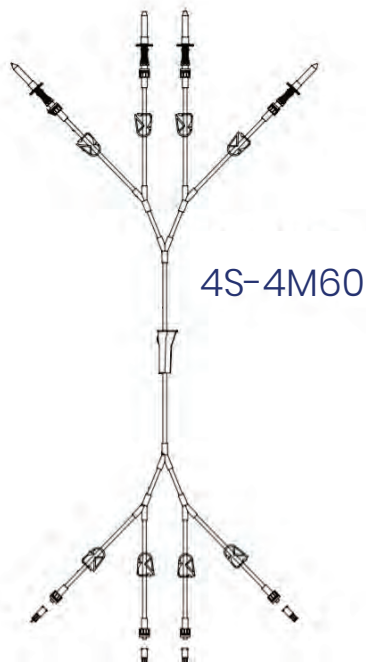
Spike Adapters



PART CODE	PRODUCT DESCRIPTION	CASE QUANTITY
CT	Cryotape. Cryogenic tape that is stable in LN vapor phase 1¼" X 8" strips	10
CBS*	One spike with needle-free valve	50
IBS	One spike with needle injection site	50
VSV*	Vial spike with needle-free valve	10
S-FFP12	One spike to one spike port and two female luers with 12cm SCD tubing and pinch clamps	20
2P-S16**	Two spike ports to one spike with 16cm SCD tubing	20
2S-P20	Two spikes to one spike port with 20cm SCD tubing and pinch clamps	20
S-38B12*	One spike to one 3/8" barb with 12cm tubing	25
S-F10*	One spike to one female luer with 10cm of tubing and pinch clamp	50
S-F50	One spike to one female luer with 50cm of SCD tubing and pinch clamp	50
S-M50	One spike to one male luer with 50cm SCD tubing and pinch clamp	50

*Indicates 100% DMSO resistance | **Special Order

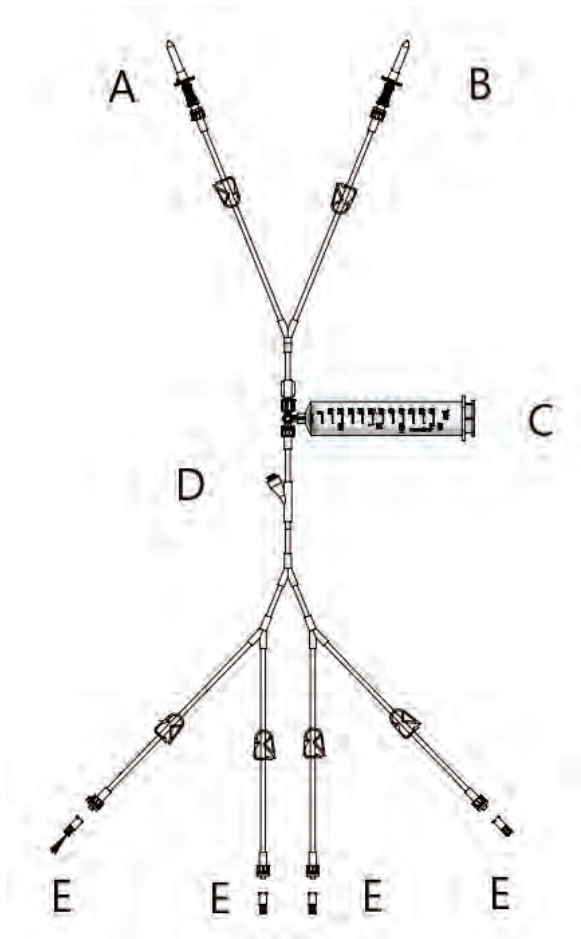
Manifold Sets



PART CODE	PRODUCT DESCRIPTION	CASE QUANTITY	SPECIAL ORDER
4S-4M60	Four spikes to four male luers with 60cm SCD tubing, roller and pinch clamps	12	
F-8S100	One female luer to eight spikes with 100cm SCD tubing and pinch clamps	12	<input checked="" type="checkbox"/>
40-PF-2M	Two male luers to one spike port and one female luer with 20cm SCD tubing with pinch clamps	12	<input checked="" type="checkbox"/>

Cell Connect® Accessory

PART CODE	PRODUCT DESCRIPTION	CASE QUANTITY
CC1	Two spikes to a 3-way stopcock, 60ml syringe and needle-free valve to four male luers with 70cm SCD tubing and pinch clamps.	12
CC2	One spike and male luer to a 3-way stopcock, 60ml syringe and needle-free valve to four male luers with 70cm SCD tubing and pinch clamps.	12



EXAMPLE OF USE

Close all pinch clamps. Attach cells to spike (A) and attach freeze media to spike (B). Attach up to four CryoStore Freezing Bags via male luers (E). Seal off any unused tubes to reduce cell loss. Open pinch clamps to the desired pathway, transfer cells and solutions.